

**MAYBANK PHILIPPINES INCORPORATED – TRUST
MAYBANK TIGER PESO MONEY MARKET FEEDER FUND**

A Unit Investment Trust Fund

KEY INFORMATION AND INVESTMENT DISCLOSURE STATEMENT

Quarter Ended **June 28, 2019**



FUND FACTS

Classification: Money Market Fund	Net Asset Value per Unit (NAVpu): 1.031728
Structure: UITF, Feeder Fund	Total Fund Nav: P 4,963,519.34
Currency: PHP	Launch Date: July 27, 2018
Minimum Investment: Php10, 000.00	Dealing Day and Cut-off: Any Banking Day – 11: 30 AM
Minimum Additional Investment: Php1, 000.00	Settlement Period: T+1
Minimum Holding Period: 7 days	Early Redemption Charge: 0.25% based on the redeemed amount

FEES*

Trustee Fee: 0.07% Maybank Philippines Inc.- Trust	Custodianship Fee: -	External Auditor Fee: -	Other Fees: -
--	--------------------------------	-----------------------------------	-------------------------

*As a percentage of average daily NAV for the quarter valued at P5, 582,795.06.

INVESTMENT OBJECTIVE AND STRATEGY

The *Maybank Tiger Peso Money Market Feeder Fund* primarily aims to prevent the loss of principal and to generate income by investing in diversified Philippine peso-denominated short-term portfolios suited for clients with at least a moderate risk appetite. The Fund is structured as a Feeder Fund. As such, 90% of its assets shall be invested in Sun Life Prosperity Money Market Fund. The remaining portion of the assets (maximum 10%) will be invested and reinvested by the Trustee in short-term tradable fixed-income instruments, bank deposits, and other investment outlets allowed under the regulations of the BSP.

CLIENT SUITABILITY

A client profiling process should be performed prior to participating in the Fund to guide the prospective investor if the Fund is suited to his/her investment objectives and risk tolerance. Clients are advised to read the Declaration of Trust/Plan Rules of the Fund, which may be obtained from the Trustee, before deciding to invest.

The *Maybank Tiger Peso Money Market Feeder Fund* is suitable for clients with at least a moderate risk profile and a short-term investment horizon. This is for investors who are not willing to take excessive risks yet but desire to avail of potential higher and competitive rates brought about by relatively safe and liquid investments.

KEY RISKS AND RISK MANAGEMENT

You should not invest in this Fund if you do not understand or are not comfortable with the accompanying risks.

Interest Rate Risk. The possibility of an investor to experience losses due to changes in interest rates.

Market Risk. This is the possibility for an investor to experience losses due to changes in the market prices of securities.

Inflation Risk. This is the risk that arises from the changes in purchasing power due to inflation.

Credit Risk/Default Risk. This is the possibility for an investor to experience losses due to a borrower's failure to pay principal and/or interest in a timely manner on instruments such as bonds, loans, or other forms of security which the borrower issued.

Reinvestment Risks. This is the possibility that an investor may experience losses due to probable lower returns or earnings when maturing funds or the interest earnings of the Fund are reinvested.

Other Risks. Participation in the Fund may also be further exposed to any actual or potential conflicts of interest in the handling of in-house or related party transactions by the Trustee.

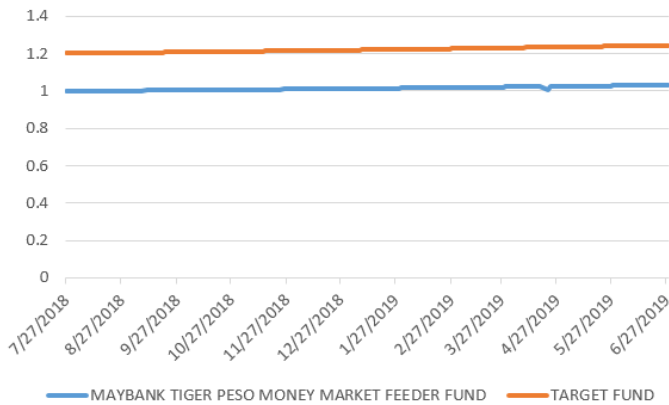
- **THE UIT FUND IS NOT A DEPOSIT AND IS NOT INSURED BY THE PHILIPPINE DEPOSIT INSURANCE CORP. (PDIC).**
- **RETURNS CANNOT BE GUARANTEED AND HISTORICAL NAVPU IS FOR ILLUSTRATION OF NAVPU MOVEMENTS/ FLUCTUATIONS ONLY.**
- **WHEN REDEEMING, THE PROCEEDS MAY BE WORTH LESS THAN THE ORIGINAL INVESTMENT AND ANY LOSSES WILL BE SOLELY FOR THE ACCOUNT OF THE CLIENT.**
- **THE TRUSTEE IS NOT LIABLE FOR ANY LOSS UNLESS UPON WILLFUL DEFAULT, BAD FAITH OR GROSS NEGLIGENCE.**

FUND PERFORMANCE AND STATISTICS

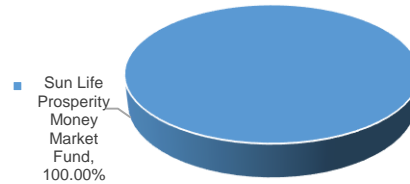
As of June 28, 2019

(Purely for reference purposes and is not a guarantee of future results)

NAVPU GRAPH



PORTFOLIO COMPOSITION



NAVPU over the past 12 months

HIGHEST	1.077350
LOWEST	1.000000

STATISTICS

Weighted Ave. Duration	0.00 yrs
Volatility, Past 1 Year*	8.2146%
Sharpe Ratio**	0.97
Information Ratio***	(6.90)

*Volatility measures the degree to which the Fund fluctuates vis-à-vis its average return over a period of time.

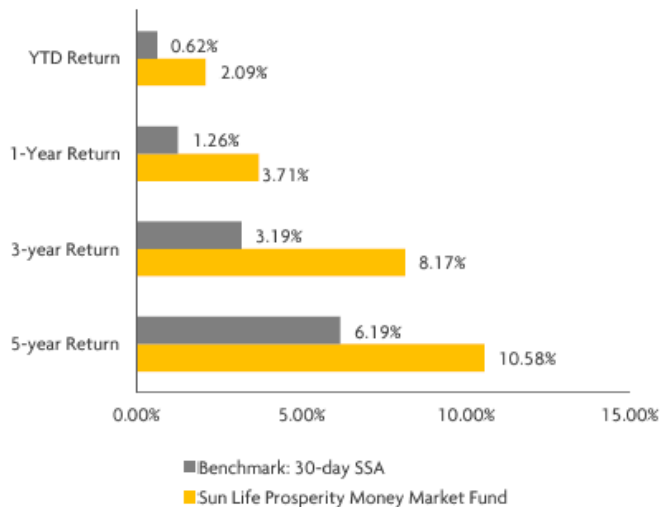
**Sharpe Ratio is used to characterize how well the return of the Fund compensates the investor for the level of risk taken. The higher the number, the better.

***Information Ratio measures the risk-to-reward efficiency of the portfolio relative to the benchmark. The higher the number, the higher the reward per unit of risk.

CUMULATIVE PERFORMANCE (%)

	1 mo.	3 mos.	6 mos.	1 yr.	3 yrs.
Fund	3.860%	3.850%	3.860%	0.000%	0.000%
Target Fund	0.360%	1.070%	2.120%	3.710%	8.170%

TARGET FUND VS. BENCHMARK



Source: Sun Life Prosperity Money Market Fund Fund Fact Sheet (as of June 28, 2019)

TARGET FUND TOP HOLDINGS

Name	% of Target Fund
Treasury Note 2021	15.77%
Money-Market Other Banks	11.95%
Short Term Placements	9.49%
Treasury Note 2022	9.28%
Corporate Bond 2023	6.34%
Corporate Bond 2021	5.03%
Corporate Bond 2020	2.45%
Money Market – Other Banks	1.25%
Corporate Bond 2019	0.40%
Treasury Note 2022	0.18%

OUTLOOK

The subsiding local inflation justified the recent MB rate cuts, thus pulling interest rates once again on both primary and secondary market bond offerings. Inflation averaged at 3.4% for 1H of the year. Interest rates are expected to further decline by the Q3 with the National Treasurer sighting that there's more monetary policy space, giving hints of another 200bps and 0.5% rate cuts on RRR and policy rates respectively. Likewise, Corporate Issues to sustain public borrowings to take advantage of low interest rates.

Local unemployment rate was down to 5.1% during the first 4 months of the year from 5.5% on rigorous hiring from the infrastructure and manufacturing sectors. Slight depreciation on the local currency which averaged 52.20 vs USD on May from an average of 51.10 last April. GDP still expected to reach 6.0% even with the delayed release of the National Budget last April. With GDP recorded at only 5.6% on 1Q, the government mentioned that the economy needs to expand by an average of 6.1% for the next 3 quarters to at least reach 6% as full year result.

GENERAL INFORMATION ON THE TARGET FUND as of June 28, 2019

Fund Manager: Sun Life Asset Management Company, Inc.	Net Asset Value Per Share (NAVPS): 1.2445
Fund Type: Mutual Fund	Inception Date: July 1, 2004

The target fund is *Sun Life Prosperity Money Market Fund, Inc.*, an open-end investment company duly registered with the Securities and Exchange Commission. The fund aims to generate income by investing in Peso-denominated fixed income and other related securities of the Philippine Government and commercial papers issued by corporations within the Philippines, certificate of deposits, and other Peso-denominated short-term instruments. The benchmark of the Fund is the 30-day SSA.

The Fund Prospectus, Fund Factsheet and other information about the Target Fund may be accessed at www.sunlifefunds.com.

For more information, you may also contact us at (02) 7739-1627/ 7739-1671/ 7739-1698 or email us at ph.trust@maybank.com.