



**FUND FACTS**

<b>Classification:</b> Bond Fund	<b>Net Asset Value per Unit (NAVpu):</b> 1.044279
<b>Structure:</b> UITF, Feeder Fund	<b>Total Fund NAV:</b> P474,140.14
<b>Currency:</b> PHP	<b>Launch Date:</b> July 27, 2018
<b>Minimum Investment:</b> Php10, 000.00	<b>Dealing Cut-off:</b> Any Banking Day – 11: 30 A.M.
<b>Minimum Additional Investment:</b> Php1, 000.00	<b>Settlement Period:</b> T+3
<b>Minimum Holding Period:</b> None	<b>Early Redemption Charge:</b> -

**FEES\***

<b>Trustee Fee:</b> 0.12% Maybank Philippines Inc.- Trust	<b>Custodianship Fee:</b> -	<b>External Auditor Fee:</b> -	<b>Other Fees:</b> -
--	--------------------------------	-----------------------------------	-------------------------

\*As a percentage of average daily NAV for the quarter valued at P458,409.26

**INVESTMENT OBJECTIVE AND STRATEGY**

The *Maybank Tiger Peso Bond Feeder Fund* primarily aims to provide capital appreciation by investing in a single collective investment scheme, called the Target Fund. As a feeder fund, 90% of its assets shall be invested in the Target Fund which is the Sun Life of Canada Prosperity Bond Fund. The Target Fund is primarily invested in government and high quality corporate debt securities. The remaining portion of the assets (maximum 10%) will be invested and reinvested by the Trustee in investment outlets allowed under the regulations of the BSP.

**CLIENT SUITABILITY**

A client profiling process should be performed prior to participating in the Fund to guide the prospective investor if the Fund is suited to his/her investment objectives and risk tolerance. Clients are advised to read the Declaration of Trust/Plan Rules of the Fund, which may be obtained from the Trustee, before deciding to invest.

The *Maybank Tiger Peso Bond Feeder Fund* is suitable for clients with at least a moderate risk profile and medium-term investment horizon. This Fund is for clients who desire potential returns higher than traditional bank deposits.

**KEY RISKS AND RISK MANAGEMENT**

You should not invest in this Fund if you do not understand or are not comfortable with the accompanying risks.

**Interest Rate Risk.** The possibility of an investor to experience losses due to changes in interest rates.

**Inflation Risk.** This is the risk that arises from the changes in purchasing power due to inflation.

**Market/ Price Risk:** This is the possibility that an investor may experience losses due to changes in market prices of securities.

**Liquidity Risk.** This is the possibility that an investor may experience losses due to the inability to sell or convert assets into cash immediately or instances where conversion to cash is possible but at a loss.

**Credit Risk/Default Risk.** This is the possibility for an investor to experience losses due to a borrower's failure to pay principal and/or interest in a timely manner on instruments such as bonds, loans, or other forms of security which the borrower issued.

**Reinvestment Risks.** This is the possibility that an investor may experience losses due to probable lower returns or earnings when maturing funds or the interest earnings of the Fund are reinvested.

**Other Risks.** Participation in the Fund may also be further exposed to any actual or potential conflicts of interest in the handling of in-house or related party transactions by the Trustee.

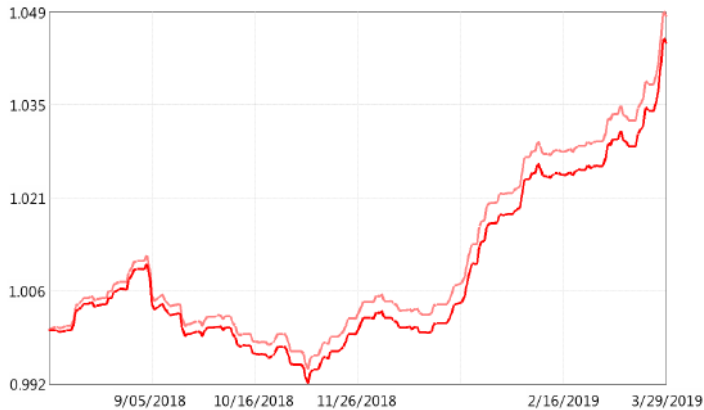
- **THE UIT FUND IS NOT A DEPOSIT AND IS NOT INSURED BY THE PHILIPPINE DEPOSIT INSURANCE CORP. (PDIC).**
- **RETURNS CANNOT BE GUARANTEED AND HISTORICAL NAVPU IS FOR ILLUSTRATION OF NAVPU MOVEMENTS/ FLUCTUATIONS ONLY.**
- **WHEN REDEEMING, THE PROCEEDS MAY BE WORTH LESS THAN THE ORIGINAL INVESTMENT AND ANY LOSSES WILL BE SOLELY FOR THE ACCOUNT OF THE CLIENT.**
- **THE TRUSTEE IS NOT LIABLE FOR ANY LOSS UNLESS UPON WILLFUL DEFAULT, BAD FAITH OR GROSS NEGLIGENCE.**

## FUND PERFORMANCE AND STATISTICS

As of March 29, 2019

(Purely for reference purposes and is not a guarantee of future results)

### NAVPU GRAPH

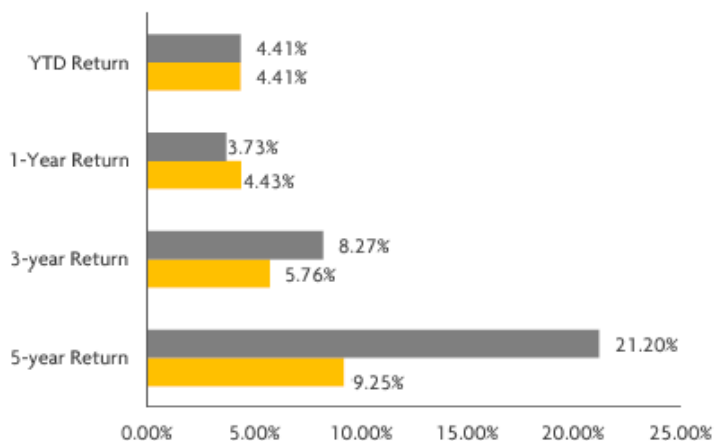


- SUN LIFE OF CANADA PROSPERITY BOND FUND (TARGET FUND)
- MAYBANK TIGER PESO BOND FEEDER FUND

### CUMULATIVE PERFORMANCE (%)

	1 mo.	3 mos.	6 mos.	1 yr.	3 yrs.
<b>Fund</b>	22.510%	17.260%	8.770%	0.000%	0.000%
<b>Target Fund</b>	1.910%	4.430%	4.630%	4.430%	5.760%

### TARGET FUND VS. BENCHMARK



■ Benchmark: 95% Bloomberg Sovereign Bond Index (1 to 5 Year)\* + 5% 30-day SSA  
 ■ Sun Life of Canada Prosperity Bond Fund

\*Benchmark Effectivity Date:

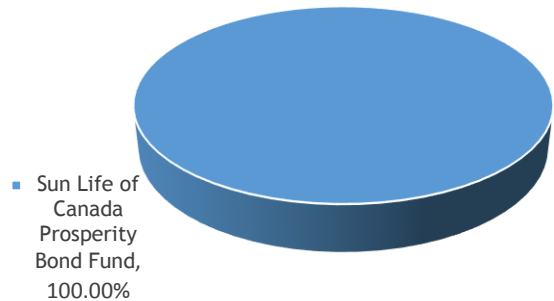
HSBC Local Currency Bond Philippines Liquid Total Return: May 25, 2009 to April 29, 2016

Bloomberg Sovereign Bond Index: May 1, 2016 to February 28, 2017

Bloomberg Sovereign Bond Index (1 to 5 Year): March 1, 2017 to present

Source: Sun Life of Canada Prosperity Bond Fund (as of March 29, 2019)

### PORTFOLIO COMPOSITION



### NAVPU over the past 12 months

<b>HIGHEST</b>	<b>1.045127</b>
<b>LOWEST</b>	<b>0.991790</b>

### STATISTICS

<b>Weighted Ave. Duration</b>	<b>0.00 yrs</b>
<b>Volatility, Past 1 Year*</b>	<b>1.0026%</b>
<b>Sharpe Ratio**</b>	<b>0.43</b>
<b>Information Ratio***</b>	<b>(1.38)</b>

\*Volatility measures the degree to which the Fund fluctuates vis-à-vis its average return over a period of time.

\*\*Sharpe Ratio is used to characterize how well the return of the Fund compensates the investor for the level of risk taken. The higher the number, the better.

\*\*\*Information Ratio measures the risk-to-reward efficiency of the portfolio relative to the benchmark. The higher the number, the higher the reward per unit of risk.

### TARGET FUND TOP HOLDINGS

Name	% of Target Fund
Treasury Note 2021	26.92%
Treasury Note 2028	11.28%
Corporate Loans 2021	6.04%
Commercial Papers 2021	4.59%
Treasury Note 2024	3.70%
Treasury Note 2029	3.64%
Short Term Placements	3.60%
Corporate Bonds 2033	2.76%
Corporate Bonds 2021	2.55%
Treasury Note 2022	2.33%

## OUTLOOK

Q1 ended strong for PHP fixed income instruments as inflation levels continue to trend downward towards its target of 2-4%. Yields on the secondary market sustained its decline on the belly of the curve as well as long-dated government securities. With inflation rate subsiding, Market is expecting the Monetary Board to cut policy rates by at least 50bps by the 3<sup>rd</sup> Quarter of the year. Growth is likely to trend the 6.0% levels even the effects from the delay of the approval and release of the National Budget and the prolonged El Nino remains to be a threat.

The Monetary Board as expected, retained interest rate on the BSP's overnight reverse repurchase (RRP) facility unchanged at 4.75 percent, as well as interest rates on the overnight lending and deposit facilities.

## GENERAL INFORMATION ON THE TARGET FUND as of March 29, 2019

The target fund is *Sun Life of Canada Prosperity Bond Fund, Inc.*, an open-end investment company duly registered with the Securities and Exchange Commission. The fund aims to provide regular interest and principal preservation through investments in government and high quality corporate debt securities. The benchmark is the 95% Bloomberg Sovereign Bond Index 1 to 5 Year + 5% 30-day SSA.

<b>Fund Manager:</b> Sun Life Asset Management Company, Inc.	<b>Net Asset Value Per Share (NAVPS):</b> 2.8878
<b>Fund Type:</b> Mutual Fund	<b>Inception Date:</b> April 5, 2000

*The Fund Prospectus, Fund Factsheet and other information about the Target Fund may be accessed at [www.sunlifefunds.com](http://www.sunlifefunds.com).*

For more information, you may also contact us at (02) 7739-1627/ 7739-1671/ 7739-1698  
or email us at [ph.trust@maybank.com](mailto:ph.trust@maybank.com).