



FUND FACTS

Classification: Bond Fund	Net Asset Value per Unit (NAVpu): 1.107394
Structure: UITF, Feeder Fund	Total Fund NAV: P851,976.98
Currency: PHP	Launch Date: July 27, 2018
Minimum Investment: Php10, 000.00	Dealing Cut-off: Any Banking Day – 11: 30 A.M.
Minimum Additional Investment: Php1, 000.00	Settlement Period: T+3
Minimum Holding Period: None	Early Redemption Charge: -

FEES*

Trustee Fee: 0.12% Maybank Philippines Inc.- Trust	Custodianship Fee: -	External Auditor Fee: -	Other Fees: -
--	--------------------------------	-----------------------------------	-------------------------

*As a percentage of average daily NAV for the quarter valued at P778, 212.31.

INVESTMENT OBJECTIVE AND STRATEGY

The *Maybank Tiger Peso Bond Feeder Fund* primarily aims to provide capital appreciation by investing in a single collective investment scheme, called the Target Fund. As a feeder fund, 90% of its assets shall be invested in the Target Fund which is the Sun Life of Canada Prosperity Bond Fund. The Target Fund is primarily invested in government and high quality corporate debt securities. The remaining portion of the assets (maximum 10%) will be invested and reinvested by the Trustee in investment outlets allowed under the regulations of the BSP.

CLIENT SUITABILITY

A client profiling process should be performed prior to participating in the Fund to guide the prospective investor if the Fund is suited to his/her investment objectives and risk tolerance. Clients are advised to read the Declaration of Trust/Plan Rules of the Fund, which may be obtained from the Trustee, before deciding to invest.

The *Maybank Tiger Peso Bond Feeder Fund* is suitable for clients with at least a moderate risk profile and medium-term investment horizon. This Fund is for clients who desire potential returns higher than traditional bank deposits.

KEY RISKS AND RISK MANAGEMENT

You should not invest in this Fund if you do not understand or are not comfortable with the accompanying risks.

Interest Rate Risk. The possibility of an investor to experience losses due to changes in interest rates.

Inflation Risk. This is the risk that arises from the changes in purchasing power due to inflation.

Market/ Price Risk: This is the possibility that an investor may experience losses due to changes in market prices of securities.

Liquidity Risk. This is the possibility that an investor may experience losses due to the inability to sell or convert assets into cash immediately or instances where conversion to cash is possible but at a loss.

Credit Risk/Default Risk. This is the possibility for an investor to experience losses due to a borrower's failure to pay principal and/or interest in a timely manner on instruments such as bonds, loans, or other forms of security which the borrower issued.

Reinvestment Risks. This is the possibility that an investor may experience losses due to probable lower returns or earnings when maturing funds or the interest earnings of the Fund are reinvested.

Other Risks. Participation in the Fund may also be further exposed to any actual or potential conflicts of interest in the handling of in-house or related party transactions by the Trustee.

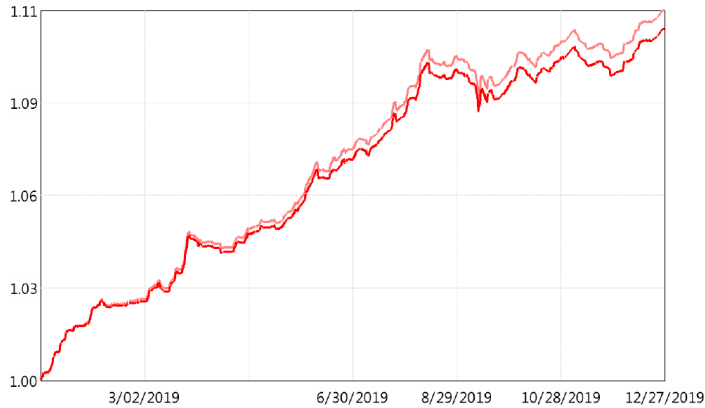
- **THE UIT FUND IS NOT A DEPOSIT AND IS NOT INSURED BY THE PHILIPPINE DEPOSIT INSURANCE CORP. (PDIC).**
- **RETURNS CANNOT BE GUARANTEED AND HISTORICAL NAVPU IS FOR ILLUSTRATION OF NAVPU MOVEMENTS/ FLUCTUATIONS ONLY.**
- **WHEN REDEEMING, THE PROCEEDS MAY BE WORTH LESS THAN THE ORIGINAL INVESTMENT AND ANY LOSSES WILL BE SOLELY FOR THE ACCOUNT OF THE CLIENT.**
- **THE TRUSTEE IS NOT LIABLE FOR ANY LOSS UNLESS UPON WILLFUL DEFAULT, BAD FAITH OR GROSS NEGLIGENCE.**

FUND PERFORMANCE AND STATISTICS

Quarter Ended December 27, 2019

(Purely for reference purposes and is not a guarantee of future results)

NAVPU GRAPH

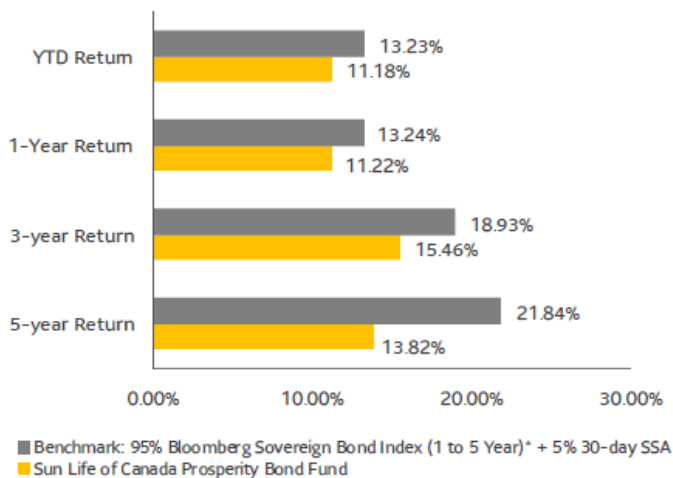


■ SUN LIFE OF CANADA PROSPERITY BOND FUND (TARGET FUND)
■ MAYBANK TIGER PESO BOND FEEDER FUND

CUMULATIVE PERFORMANCE (%)

	1 mo.	3 mos.	6 mos.	1 yr.	3 yrs.
Fund	15.000%	6.780%	7.350%	10.640%	0.000%
Target Fund	1.290%	1.830%	3.920%	11.220%	15.460%

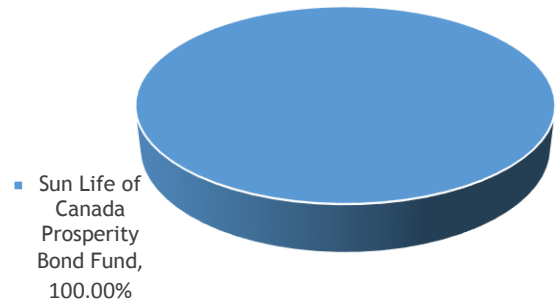
TARGET FUND VS. BENCHMARK



*Benchmark Effectivity Date:

HSBC Local Currency Bond Philippines Liquid Total Return: May 25, 2009 to April 29, 2016
 Bloomberg Sovereign Bond Index: May 1, 2016 to February 28, 2017
 Bloomberg Sovereign Bond Index (1 to 5 Year): March 1, 2017 to present

PORTFOLIO COMPOSITION



NAVPU over the past 12 months

HIGHEST	1.107409
LOWEST	1.000913

STATISTICS

Weighted Ave. Duration	0.00 yrs
Volatility, Past 1 Year*	1.3796%
Sharpe Ratio**	(2.91)
Information Ratio***	(58.12)

*Volatility measures the degree to which the Fund fluctuates vis-à-vis its average return over a period of time.

**Sharpe Ratio is used to characterize how well the return of the Fund compensates the investor for the level of risk taken. The higher the number, the better.

***Information Ratio measures the risk-to-reward efficiency of the portfolio relative to the benchmark. The higher the number, the higher the reward per unit of risk.

TARGET FUND TOP HOLDINGS

Name	% of Target Fund
Treasury Notes 2029	23.70%
Treasury Note 2039	13.44%
Treasury Notes 2021	9.6%
Treasury Notes 2028	9.57%
Treasury Notes 2026	7.92%

Source: Sun Life of Canada Prosperity Bond Fund (as of December 27, 2019)

OUTLOOK

The Philippines annual inflation rate increased to 2.5% in December 2019 from 1.3% the previous month that brought the average inflation to 2.5% for the year which is still within the Bangko Sentral ng Pilipinas' target range of 2%-4% and well below the 5.2% average in 2018. BSP policy rates were left unchanged at 4.0% and reserve requirement ratio (RRR) at 14%. The bond market ended the year strong with the PHP10-year BVAL rate at 4.461% lower by 2.606% compared to last December 2018 level of 7.068%. The fund will continue to invest primarily in government securities and high quality corporate debt issuances.

GENERAL INFORMATION ON THE TARGET FUND as of December 27, 2019

The target fund is *Sun Life of Canada Prosperity Bond Fund, Inc.*, an open-end investment company duly registered with the Securities and Exchange Commission. The fund aims to provide regular interest and principal preservation through investments in government and high quality corporate debt securities. The benchmark is the 95% Bloomberg Sovereign Bond Index 1 to 5 Year + 5% 30-day SSA.

Fund Manager: Sun Life Asset Management Company, Inc.	Net Asset Value Per Share (NAVPS): 3.0750
Fund Type: Mutual Fund	Inception Date: April 5, 2000

The Fund Prospectus, Fund Factsheet and other information about the Target Fund may be accessed at www.sunlifefunds.com.

For more information, you may also contact us at (02) 7739-1627/ 7739-1671/ 7739-1698
or email us at ph.trust@maybank.com.

Maybank Philippines, Inc. - Trust Department is regulated by the Bangko Sentral ng Pilipinas (BSP). For inquiries or complaints, you may send an email to customerservice@maybank.com.ph. Alternatively, you may also contact Maybank Customer Service hotline at (02) 8588-3888 or our toll-free number 1-800-10-588-3888. You may also contact the BSP Financial Consumer Protection Department at (02) 7708 7087 or consumeraffairs@bsp.gov.ph.