



### FUND FACTS

<b>Classification:</b> Bond Fund	<b>Net Asset Value per Unit (NAVpu):</b> 1.099271
<b>Structure:</b> UITF, Feeder Fund	<b>Total Fund Nav:</b> \$4,870.87
<b>Currency:</b> USD	<b>Launch Date:</b> July 27, 2018
<b>Minimum Investment:</b> USD1,000.00	<b>Dealing Cut-off:</b> Any Banking Day – 11: 30 A.M.
<b>Minimum Additional Investment:</b> USD200.00	<b>Settlement Period:</b> T+4
<b>Minimum Holding Period:</b> None	<b>Early Redemption Charge:</b> -

### FEES\*

Trustee Fee: 0.13%	Custodianship Fee:	External Auditor Fee:	Other Fees:
Maybank Philippines Inc.- Trust	-	-	-

\*As a percentage of average daily NAV for the quarter valued \$4,832.83.

### INVESTMENT OBJECTIVE AND STRATEGY

The *Maybank Tiger Dollar Bond Feeder Fund* primarily aims to provide capital appreciation by investing in a single collective investment scheme, called the Target Fund. As a feeder fund, 90% of its assets shall be invested in the Target Fund which is the Sun Life Prosperity Dollar Abundance Fund. The Target Fund is primarily invested in moderate risk portfolios of US Dollar-denominated fixed income instruments issued by the Philippine government, other major economies or corporations operating therein or through diversified investment companies invested in such securities. The remaining portion of the assets (maximum 10%) will be invested and reinvested by the Trustee in investment outlets allowed under the regulations of the BSP.

### CLIENT SUITABILITY

A client profiling process should be performed prior to participating in the Fund to guide the prospective investor if the Fund is suited to his/her investment objectives and risk tolerance. Clients are advised to read the Declaration of Trust/Plan Rules of the Fund, which may be obtained from the Trustee, before deciding to invest.

The *Maybank Tiger Dollar Bond Feeder Fund* is suitable for clients with moderate risk profile and medium-term investment horizon. This Fund is for clients who desire potential higher returns in US Dollars.

### KEY RISKS AND RISK MANAGEMENT

You should not invest in this Fund if you do not understand or are not comfortable with the accompanying risks.

**Interest Rate Risk.** The possibility of an investor to experience losses due to changes in interest rates.

**Inflation Risk.** This is the risk that arises from the changes in purchasing power due to inflation.

**Market/ Price Risk:** This is the possibility that an investor may experience losses due to changes in market prices of securities.

**Liquidity Risk.** This is the possibility that an investor may experience losses due to the inability to sell or convert assets into cash immediately or instances where conversion to cash is possible but at a loss.

**Credit Risk/Default Risk.** This is the possibility for an investor to experience losses due to a borrower's failure to pay principal and/or interest in a timely manner on instruments such as bonds, loans, or other forms of security which the borrower issued.

**Reinvestment Risks.** This is the possibility that an investor may experience losses due to probable lower returns or earnings when maturing funds or the interest earnings of the Fund are reinvested.

**Foreign Exchange Risk.** This is the possibility for an investor to experience losses due to fluctuations in foreign exchange rates.

**Country Risk.** This is the possibility for an investor to experience losses arising from investments in securities issued by/in foreign countries due to the political, economic and social structures of such countries.

**Other Risks.** Participation in the Fund may also be further exposed to any actual or potential conflicts of interest in the handling of in-house or related party transactions by the Trustee.

- **THE UIT FUND IS NOT A DEPOSIT AND IS NOT INSURED BY THE PHILIPPINE DEPOSIT INSURANCE CORP. (PDIC).**

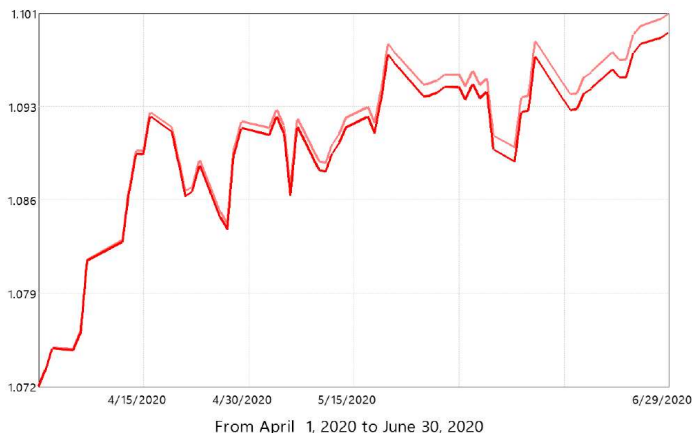
- RETURNS CANNOT BE GUARANTEED AND HISTORICAL NAVPU IS FOR ILLUSTRATION OF NAVPU MOVEMENTS/ FLUCTUATIONS ONLY.
- WHEN REDEEMING, THE PROCEEDS MAY BE WORTH LESS THAN THE ORIGINAL INVESTMENT AND ANY LOSSES WILL BE SOLELY FOR THE ACCOUNT OF THE CLIENT.
- THE TRUSTEE IS NOT LIABLE FOR ANY LOSS UNLESS UPON WILLFUL DEFAULT, BAD FAITH OR GROSS NEGLIGENCE.

## FUND PERFORMANCE AND STATISTICS

As of June 30, 2020

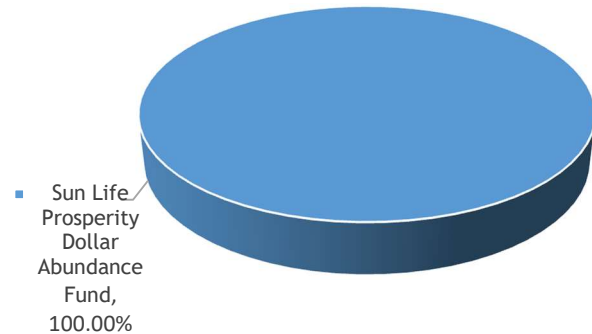
(Purely for reference purposes and is not a guarantee of future results)

### NAVPU GRAPH



- SUN LIFE OF PROSPERITY DOLLAR ABUNDANCE FUND (TARGET FUND)
- MAYBANK TIGER DOLLAR BOND FEEDER FUND

### PORTFOLIO COMPOSITION



### NAVPU over the past 12 months

<b>HIGHEST</b>	1.143496
<b>LOWEST</b>	1.021625

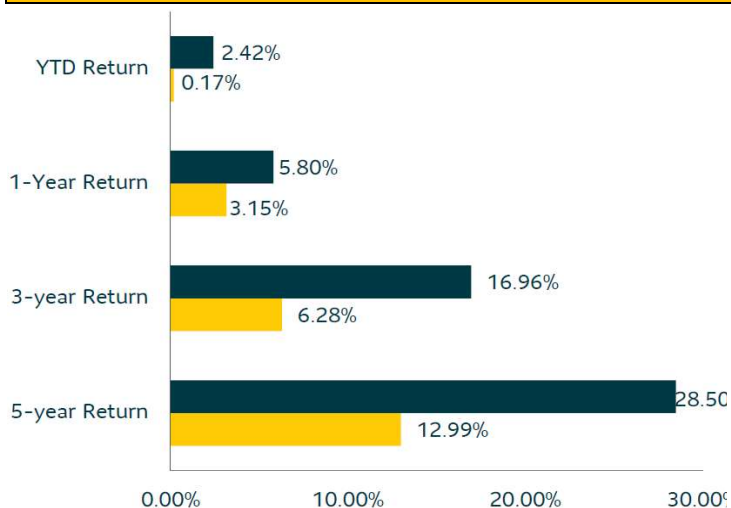
### CUMULATIVE PERFORMANCE (%)

	1 mo.	3 mos.	6 mos.	1 yr.	3 yrs.
<b>Fund</b>	4.710%	10.290%	0.240%	2.690%	0.000%
<b>Target Fund</b>	0.440%	2.710%	0.380%	3.210%	6.280%

### STATISTICS

<b>Weighted Ave. Duration</b>	<b>0.00 yrs</b>
<b>Volatility, Past 1 Year*</b>	4.5873%
<b>Sharpe Ratio**</b>	(6.34)
<b>Information Ratio***</b>	(41.87)

### TARGET FUND VS. BENCHMARK



- Benchmark: 95% JP Morgan Asian Credit Index + 5% 30-day USD...
- Sun Life Prosperity Dollar Abundance Fund

Source: Sun Life Prosperity Dollar Abundance Bond Fund Fact Sheet (as of June 30, 2020)

\*Volatility measures the degree to which the Fund fluctuates vis-à-vis its average return over a period of time.

\*\*Sharpe Ratio is used to characterize how well the return of the Fund compensates the investor for the level of risk taken. The higher the number, the better.

\*\*\*Information Ratio measures the risk-to-reward efficiency of the portfolio relative to the benchmark. The higher the number, the higher the reward per unit of risk.

### TARGET FUND TOP HOLDINGS

Name	% of Target Fund
ROP 2030	18.65%
ROP 2029	14.78%
Corporate Bonds 2030	9.94%
Corporate Bonds	8.67%
ROP 2030	8.51%

## OUTLOOK

COVID-19 pandemic and lockdowns had dampen economic activities that brought volatility in the financial markets. Concerns about the increase and passing the two million mark of infections in the U.S. brought investors to shift to safe haven assets that brought the 3year U.S Treasury bond to 0.18%, higher than the 1month yield of 0.13%. The 10year U.S. Treasury bond yield also ended June at 0.66% compared from last quarter's 0.70% figure.

Fed's updated policy statement and projections indicated that it expects a 6.5% contraction by the end of the year on a year-on-year basis, with the unemployment rate ending at 9.3% well above Feb's estimate. Fed Jerome Powell suggested the central bank would not raise interest rates until 2022.

A sound strategy would be to average on market weakness and increase duration to medium term with active management on funds.

## GENERAL INFORMATION ON THE TARGET FUND as of June 30, 2020

The target fund is *Sun Life Prosperity Dollar Abundance Fund, Inc.*, an open-end investment company duly registered with the *Securities and Exchange Commission*. The Fund aims to provide regular returns through investments in a diversified portfolio of US Dollar denominated fixed income instruments issued by the Philippine government, other major economies, or corporations operating therein or through diversified investment companies invested in such securities. The benchmark is 95% JP Morgan Asian Credit Index + 5% 30-Day USD Dep Rate.

<b>Fund Manager:</b> Sun Life Asset Management Company, Inc.	<b>Net Asset Value Per Share (NAVPS): 3.1808</b>
<b>Fund Type:</b> Mutual Fund	<b>Inception Date: March 1, 2005</b>

*The Fund Prospectus, Fund Factsheet and other information about the Target Fund may be accessed at [www.sunlifefunds.com](http://www.sunlifefunds.com)*

For more information, you may also contact us at (02) 7739-1627/ 7739-1671/ 7739-1698  
or email us at [ph.trust@maybank.com](mailto:ph.trust@maybank.com).